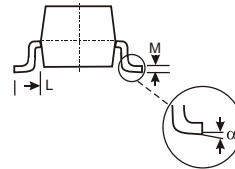
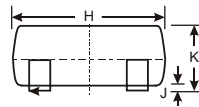
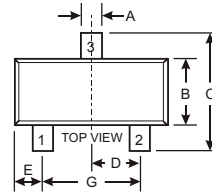


### Features

- Fast Switching Speed
- For General Purpose Switching Applications
- High Conductance
- Marking Code:A6

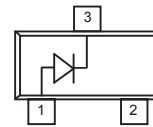
### Maximum Ratings @ $T_A = 25^\circ\text{C}$ unless otherwise specified

Parameter	Symbol	Limit	Unit
Non-Repetitive Peak Reverse Voltage	$V_{RM}$	100	V
DC Blocking Voltage	$V_R$	75	V
Forward Continuous Current	$I_{FM}$	300	mA
Average Rectified Output Current	$I_O$	150	mA
Peak Forward Surge Current @ $t=8.3\text{ms}$	$I_{FSM}$	2.0	A
Power Dissipation	$P_D$	225	mW
Thermal Resistance	$R_{\theta JA}$	556	$^\circ\text{C/W}$
Junction Temperature	$T_J$	150	$^\circ\text{C}$
Storage Temperature Range	$T_{STG}$	-55~+150	$^\circ\text{C}$



SOT-23		
Dim	Min	Max
A	0.37	0.51
B	1.20	1.40
C	2.30	2.50
D	0.89	1.03
E	0.45	0.60
G	1.78	2.05
H	2.80	3.00
J	0.013	0.10
K	0.903	1.10
L	0.45	0.61
M	0.085	0.180
$\alpha$	$0^\circ$	$8^\circ$
All Dimensions in mm		

### Equivalent Circuit



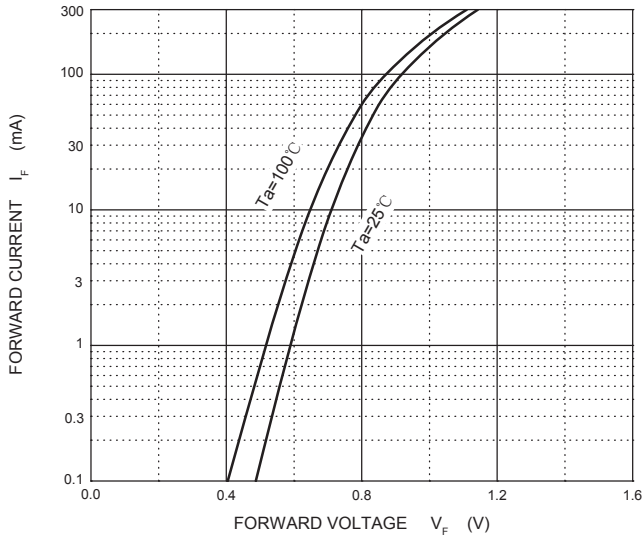
### Electrical Characteristics @ $T_A = 25^\circ\text{C}$ unless otherwise specified

Parameter	Symbol	Test conditions	Min	Max	Unit
Reverse breakdown voltage	$V_{(BR)}$	$I_R = 100\mu\text{A}$	75		V
Reverse voltage leakage current	$I_R$	$V_R = 75\text{V}$		1	$\mu\text{A}$
Forward voltage	$V_F$	$I_F = 1\text{mA}$ $I_F = 10\text{mA}$ $I_F = 50\text{mA}$ $I_F = 150\text{mA}$		0.715 0.855 1 1.25	V
Diode capacitance	$C_D$	$V_R = 0, f = 1\text{MHz}$		2	pF
Revers recovery time	$t_{rr}$	$I_F = I_R = 10\text{mA}, I_{rr} = 0.1 \times I_R,$ $R_L = 100\Omega$		6	ns

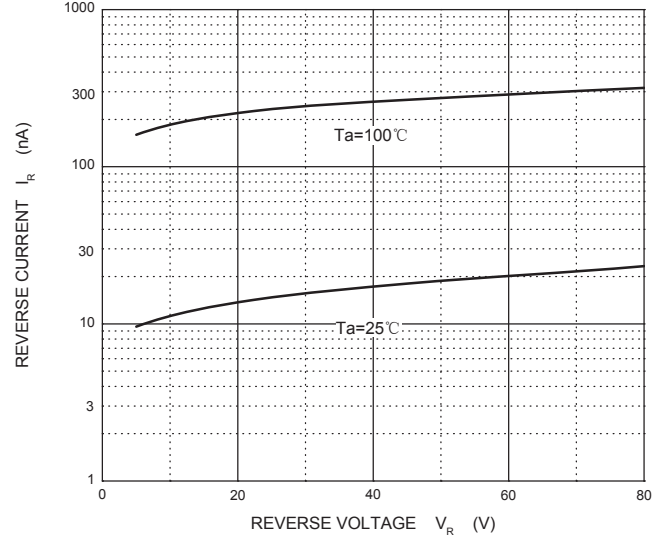


### TYPICAL TRANSIENT CHARACTERISTICS

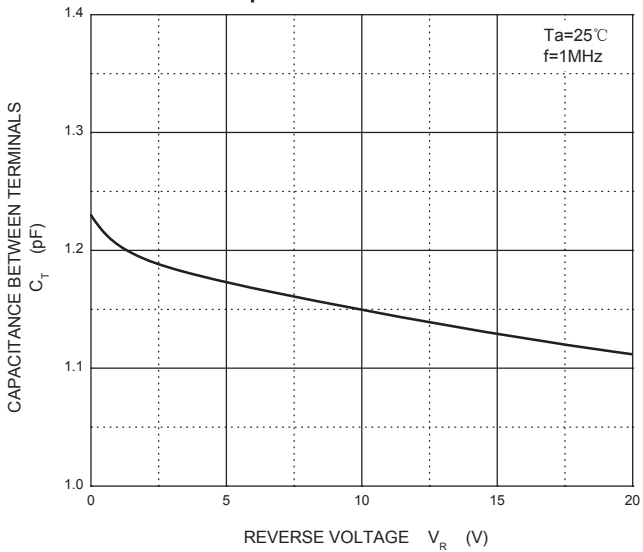
Forward Characteristics



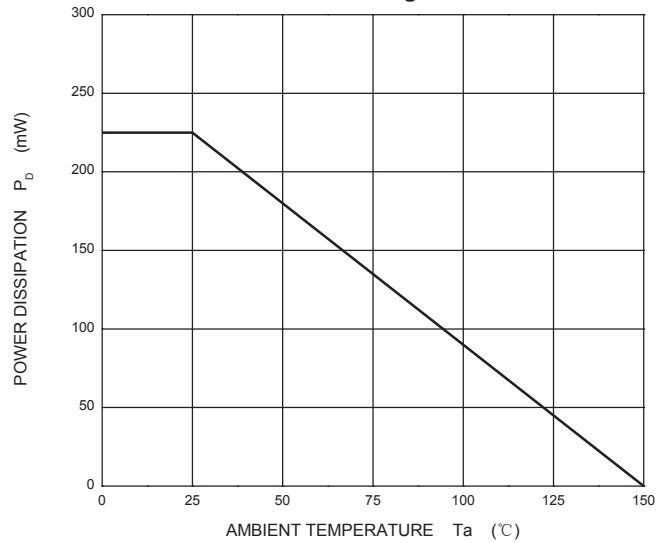
Reverse Characteristics



Capacitance Characteristics



Power Derating Curve



---

## **IMPORTANT NOTICE**

---

HC-SEMI reserves the right to make changes without further notice to any products herein.

HC-SEMI makes no warranty, representation or guarantee regarding

The suitability of its products for any particular purpose, nor does HC-SEMI assume any liability arising out of the application or use of any product or circuit, and specifically disclaims any and all liability, including without limitation consequential or incidental damages.

“Typical” parameters can and do vary in different applications. All operating parameters, including “Typicals” must be validated for each customer application by customer’s technical experts.

HC-SEMI products are not designed, intended, or authorized for use as components in systems intended for surgical implant into the body, or other applications intended to support or sustain life, or for any other application in which the failure of the HC-SEMI product could create a situation where personal injury or death may occur.

Should Buyer purchase or use HC-SEMI products for any such unintended or unauthorized application, Buyer shall indemnify and hold HC-SEMI and its officers, employees, subsidiaries, affiliates, and distributors harmless against all claims, costs, damages, and expenses, and reasonable attorney fees arising out of, directly or indirectly, any claim of personal injury or death associated with such unintended or unauthorized use, even if such claim alleges that HC-SEMI was negligent regarding the design or manufacture of the part.